




Hella marine
Vision and Innovation

- NEW PRODUCTS
- NAVIGATION LAMPS
- DECK FLOODLIGHTS
- INTERIOR LIGHTING
- COURTESY LIGHTING
- UTILITY LIGHTING



EuroLED® 75



NaviLED 360 PRO



NaviLED PRO Deck Mount Adaptor

hellamarine.com



Hella marine

Vision and Innovation



At sea, power is often a scarce resource. Highly efficient and durable LED lighting has a substantial role to play in conserving energy and enhancing a vessel without sacrificing functionality or compromising safety.

Our vision is to provide world leading products that set benchmarks for quality, reliability, safety and energy efficiency while satisfying customer expectations for outstanding service and support. Hella marine 'Fit and Forget' LED lighting is firmly established as the solution of choice that meets long term reliability and economic considerations for astute owners and operators.



5 Year Warranty

All Hella marine LED based lighting products carry a 5 Year Warranty providing peace of mind that the product will stand the test of time.

For more information visit: hellamarine.com/en/about/warranty



IP67 - Completely Sealed

Preventing moisture from corroding internal LED electronics is vital for long term durability in the harsh marine environment. Hella marine products are completely sealed and purpose designed for interior or exterior use, wet or dry.



High CRI

A high colour rendering index ensures object and surface colours are replicated naturally.



Outstanding UV and Impact Resistance

Hella marine lamps utilise advanced impact resistant polymers that will not yellow or deteriorate in the harsh marine environment, even after extreme exposure to UV.





Electromagnetic Compatibility (EMC)

All Hella marine LED products are designed with components that suppress possible interference, both emission as well as susceptibility to emissions, to the limits prescribed in international standards. This prevents possible interference with radio, communication, navigation and other electrical equipment on board.



Class Leading Efficiency

Combining efficient LED sources with advanced optic technology, Hella marine LED products deliver more light output per watt than incandescent based lamps with significant energy savings. Ultra low heat signatures reduce heat on board and prevent damage to surrounding materials.



Not all LED lights are created equal



It is common knowledge that LEDs offer many advantages over traditional incandescent bulbs including significantly reduced power consumption, increased reliability, a reduction in radiated heat and attractive ambient effects. But it's important to know not all LEDs are created equal.

When comparing one LED product to another it is important to not just look at the initial purchase cost but consider the full life expectancy and what attributes combine to make a quality LED product.

There are several key points to consider when selecting LED lighting for marine interior and exterior applications.

Some specific points to consider when comparing products are:

- **What is the application?**
- **Where are they being used?**
- **What sort of light do you desire?**

Low cost LED products are generally cheap because they have used low quality materials and components. Even though by nature LEDs are solid state devices and are sold on the promise of longer life, the reality is they are usually only as good as the weakest component in the device.

Corrosion, moisture, heat, vibration and voltage fluctuations can all affect the life and performance of a LED device so it is important that all these factors are managed in order to provide continuous long life.

The following attributes should be considered to ensure the product fits the desired brief.

Colour Rendering (CRI)

Not all light is made equal; some light renders colour better than others. Colour Rendering Index (CRI) is the measurement of how colours look under a light source when compared with sunlight. The index is measured from 0-100, with a perfect 100 indicating that colours under the light source will appear the same as they would under natural sunlight.



Low CRI LEDs can appear dull



High CRI LEDs improve ambience

Sealing (IP Rating)


As LEDs are electronic devices it is important to protect them from moisture and other contaminants that will degrade or harm the lamp. In a marine environment this is even more important as the chance of getting water, condensation or salt spray around the lamp is highly likely even in interior applications. Look for lamps with an IP67 rating.



IP30 (Open)



IP54 (Partially Sealed)



IP67 (Completely Sealed)

Materials

Durable housings are needed to protect internal components and electronics, as well as keeping the lamp working to optimum performance. Look for lamps that are made of materials that are resistant to elements commonly found in the marine environment; For example, corrosion from salt, fading/yellowing from UV Light or cracking from cleaning chemicals. These substances can compromise the housing, allowing water/contaminants to ingress and cause premature failure. Yellowing is a significant problem that can cause Navigation lamps to reduce their light output so as to become non-compliant.



If not designed specifically for the marine environment metal based lamps can quickly corrode and fail.



Electro Magnetic Interference (EMI) (EMC)

Lamps poorly designed and not meeting international standards can cause EMI which will affect your VHF and other electronics which can be hazardous in remote locations. Check that the lamp has been tested and certified to the International standard CE.



Low quality LEDs can interfere with communications

Warranty

Depending on the brand of LED lamp purchased you can expect between a 12 month and 5 year warranty. This commitment from the manufacturer will be an indication of the confidence level a manufacturer places in the long-term durability of their product. Buy from a trusted brand which has a reputation to stand behind their products.

Cost

All these considerations add to the overall cost and value of a product. If a lamp fails and you need to purchase another lamp and install it, any potential savings are lost. It is important to not only consider the initial expense but the life time cost of the lamp or your vessel.

EuroLED75 Down Lights



EuroLED® 75
Dual Colour



EuroLED® 75
Square

Latest
Release

EuroLED® 75 LED down lights offer style, performance and energy efficiency for interior and exterior applications, provide long lasting, reliable illumination for your vessel.

Available in warm white and white, these lamps have a high colour rendering index of 85+ (CRI), offering exceptional colour rendering of objects and surfaces to beautifully enhance the materials of your vessel. With an impressive output of 190 lumen and a diffused lens, they create a bright, broad and even illumination. The EuroLED® 75 Dual Colour round lamps also offer a secondary red LED colour to help with the ability to maintain vision at night.

The high-grade materials used, will not corrode, fade or embrittle in the harsh marine environment, and being completely sealed (IP67 rated) make them suitable for both interior and exterior applications. Tested and proven in the toughest conditions and supported with a leading 5 year warranty, means complete peace of mind.



Stainless
Steel Rim

Warm White/Red

White Rim

White/Red



- 190 lumen of bright light
- High colour rendering for natural appearance
- Smooth diffused lens and broad illumination
- Sealed and corrosion resistant, ideal in salt water applications
- 5 year warranty

Lumens	190
Beam Angle / CRI	80° / 85 CRI +
Degree of Protection	IP6K7 & IP6K9K (Completely sealed)
Approvals	CE, RCM
Manufactured In	New Zealand
Cable	Pre-wired with 120mm tinned marine cable
Colour Temperature	5000K (White) , 2700K (Warm White)
Dimming	Via PWM or Voltage Resistive Dimmer



White
Plastic
Trim

Warm
White

Chrome
Plated
Trim

White

EuroLED® 75 Dual Colour				
Light Colour	Voltage	Mount Type	Stainless Steel Rim	White Plastic Rim
Red/White	12V DC	Screw	2JA 015 247-021	2JA 015 247-011
Red/Warm White	12V DC	Screw	2JA 015 247-121	2JA 015 247-111
Red/White	12V DC	Spring Clip	2JA 015 247-521	2JA 015 247-511
Red/Warm White	12V DC	Spring Clip	2JA 015 247-621	2JA 015 247-611

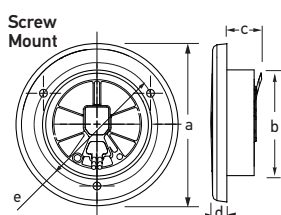
Note: Bulk pack options are also available

Power Consumption	3W (<0.19A @ 12V DC)
Operating Voltage	12V DC (9-16V DC)
Installation	Screw or Spring Clip options
Rim material	UV resistant plastic or 316 stainless steel options

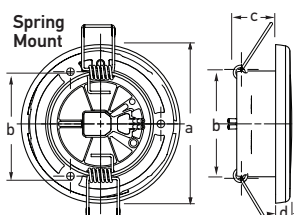
EuroLED® 75 Square			
Light Colour	Voltage	Chrome Plated Trim	White Plastic Trim
White	12V DC	2JA 015 014-021	2JA 015 014-011
Warm White	12V DC	2JA 015 014-221	2JA 015 014-211
White	24V DC	2JA 015 014-121	2JA 015 014-111
Warm White	24V DC	2JA 015 014-321	2JA 015 014-311

Note: Bulk pack options are also available

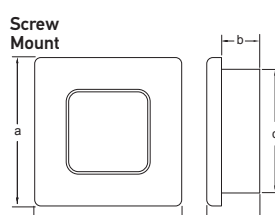
Power Consumption	3W (<0.19A @ 12V DC), 3W (<0.09A @ 24V DC)
Operating Voltage	12V DC (9-16V DC) or 24V DC (18-33V DC)
Installation	Screw mount
Rim material	UV resistant white or chrome plated plastic



Dimensions: a = 72.0mm (2.83") with stainless rim
75.0mm (2.95") with plastic rim
b = 50.0mm (1.96") with screw mount
54.0mm (2.12") with spring mount



c = 16.0mm (0.63") with screw mount
20.5mm (0.81") with spring mount
d = 7.5mm (0.29")
e = 57.0mm (2.24") PCD



Dimensions:
a = 60.0mm (2.36")
b = 16.0mm (0.63")
c = ø50.0mm (ø1.97")
d = 22.0mm (0.87")

EuroLED95

Gen 2

Down Lights



Style, Functionality and Performance

EuroLED® 95 down lights combine the latest in style, functionality and performance. Available in square or round and a range of light LED colours to enhance the interior and exterior of any vessel.

The smooth diffused lens creates a comfortable and uniform appearance, while high output LEDs produce over 420 lumens of broad and even illumination.

The ultimate in versatility, with a choice of light temperature between 5000K white – best for enhanced brightness in working conditions to 2700K warm white – creating a cosy atmosphere and bringing out the best in wooden furniture. A high colour rendering index of 85+ (CRI) also ensures object and surface colours are replicated naturally. Optional red and blue secondary LED colours also add increased functionality.

Hella marine lamps are completely sealed so they can be used for interior and exterior/wet or dry locations.



- 420 lumen of bright light
- High colour rendering for natural appearance
- Smooth diffused lens and broad illumination
- Highly polished 316 stainless steel trims in square or round
- Completely sealed housing (IP67)
- Corrosion resistant for use in salt water applications
- Multivolt™ electronics for use on 12V and 24V vessels
- Spring clip mounting for super fast install
- 5 year warranty

Power Consumption	6W
Lumens	420
Beam Angle / CRI	90° / 85 CRI
Operating Voltage	Multivolt™ 12/24V DC
Protection	IP6K9K (Completely sealed) IP67
Rim Material	Highly Polished 316 Stainless Steel
Approvals	CE, RCM
Manufactured In	New Zealand
Cable	Pre-wired with 150mm tinned marine cable
Colour Temperature	5000K (White), 2700K (Warm White)
Dimming	Via PWM

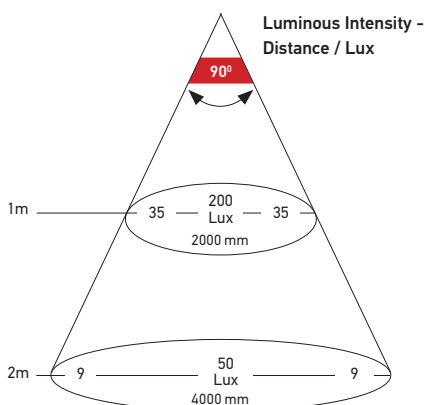
Light Colour	Square polished stainless steel rim	Round polished stainless steel rim
White (Spring Clip)	2JA 958 340-511	2JA 958 340-011
White/Red (Spring Clip)	2JA 958 340-601	2JA 958 340-101
White/Blue (Spring Clip)	2JA 958 340-611	2JA 958 340-111
Warm White (Spring Clip)	2JA 958 340-521	2JA 958 340-021
Warm White/Red (Spring Clip)	2JA 958 340-621	2JA 958 340-121
Warm White/Blue (Spring Clip)	2JA 958 340-631	2JA 958 340-131

Note: Bulk pack options are also available

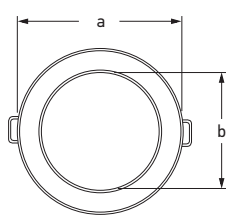


Stainless Steel Rim

Single and dual colour options

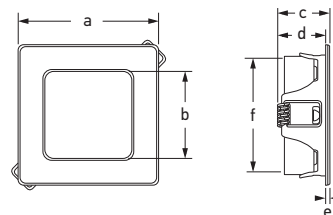


Round Spring Clip



Dimensions:
a = 95.0mm (3.7")
b = 68.0mm (2.7")
c = 30.0mm (1.2")
d = 27.3mm (1.07")
e = 2.0mm (0.08")
f = 72.0mm (2.83") (Mounting Hole)

Square Spring Clip



Dimensions:
a = 78.0mm (3.1")
b = 48.0mm (1.9")
c = 29.0mm (1.14")
d = 26.4mm (1.04")
e = 2.5mm (0.1")
f = 72.0mm (2.83") (Mounting Hole)

Sea Hawk-XL Dual Colour



Sea Hawk-XL Dual Colour Floodlights

Two rows of bright white light are ideal when working, docking or landing the big one while the third row of secondary colour adds versatility. Red is perfect for preserving your night vision, blue is popular when added bling or a point of difference is needed, while warm white creates added comfort when you want to relax or match the rest of your interior lighting.

- 750 lumen output
- Secondary colour options Red / Blue / Warm White
- Low power consumption
- Multivolt™ 12/24V DC
- Ultra long service life
- Completely sealed IP67
- Made in New Zealand
- 5 year warranty



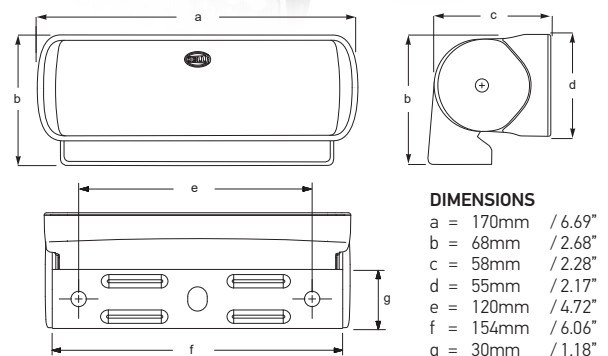
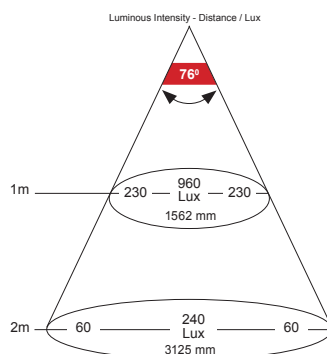
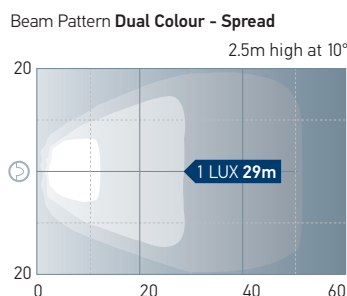
Lamp Type	Sea Hawk-XL Dual Colour
Housing Material	Corrosion resistant and thermally conductive polymer housing
Lens Material	Heavy duty Grilamid®
Bracket Material	316 Stainless Steel
Lumens	750 lumen output
Colour Temperature	5000K (White), 2700K (Warm White)
Cable	Pre-wired with 2.5m marine cable
Operating Voltage	Multivolt™ 12 / 24V DC
Power Consumption	12W - White LEDs, 6W - Warm White LEDs, 6W - Blue LEDs, 3W - Red LEDs
Protection	IP67 (Completely sealed)
Weight	750g (including cable)

Sea Hawk-XL Dual Colour LED Floodlights - SPREAD

White / Red Colour Combination		
LED Colours	Housing Colour	Part Number
White / Red	Black	2LT 980 950-041
White / Red	White	2LT 980 950-051

White / Blue Colour Combination		
LED Colours	Housing Colour	Part Number
White / Blue	Black	2LT 980 950-061
White / Blue	White	2LT 980 950-071

White / Warm White Colour Combination		
LED Colours	Housing Colour	Part Number
White / Warm White	Black	2LT 980 950-081
White / Warm White	White	2LT 980 950-091



Sea Hawk LED Light Bars



Sea Hawk LED Light Bars

High output marine floodlights in a sleek and versatile design offer outstanding light intensity, class leading efficiency and proven durability. Non-metal corrosion resistant housing provides ultra long service life.

- 4 lens options
- Sleek low profile design looks great fitted to hardtops
- Completely sealed IP67
- Non-metal corrosion resistant housing
- Low power consumption
- Multivolt™ 12/24V DC
- Made in New Zealand
- 5 year warranty

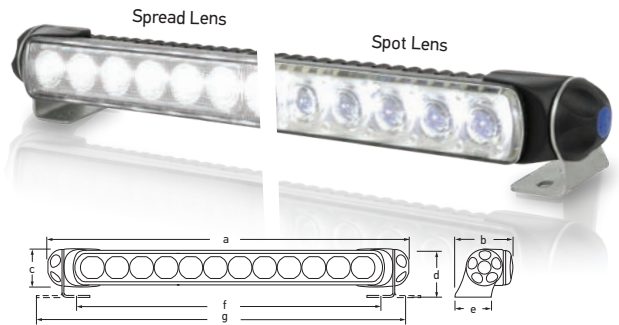


Excellent light output in a low profile and durable housing

Sea Hawk-350 LED Light Bars

Lens Type	Black Housing	White Housing
Spread	2LT 958 040-701	2LT 958 040-711
Spot	2LT 958 040-651	2LT 958 040-661
Power Consumption	25W (High), 5W (Low)	
Lumens	2200	


Dimensions:
 a = 408mm (16.06")
 b = 67mm (02.64")
 c = 44mm (01.73")
 d = 57mm (02.24")
 e = 42mm (01.65")
 f = 340mm (13.38") (Mounting Hole)
 g = 404mm (15.91") (Mounting Hole)



Sea Hawk-470 LED Light Bars

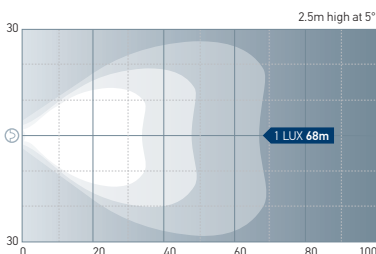
Lens Type	Black Housing	White Housing
Spread	2LT 958 130-601	2LT 958 130-611
Spot	2LT 958 130-631	2LT 958 130-641
Combi	2LT 958 130-441	2LT 958 130-451
Diffused	2LT 958 130-501	2LT 958 130-511
Power Consumption	36W (High), 4W (Low)	
Lumens (Variant)	3600 (Diffused) 2800 (Spot/Spread)	

Dimensions:
 a = 528mm (20.79")
 b = 67mm (02.64")
 c = 44mm (01.73")
 d = 57mm (02.24")
 e = 42mm (01.65")
 f = 460mm (18.11") (Mounting Hole)
 g = 524mm (20.63") (Mounting Hole)


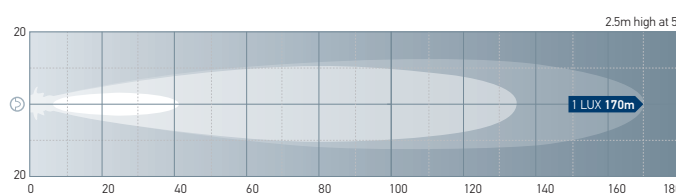


Individual lamp dimensions with supplied brackets

Beam Pattern 470 Spread - 2LT 958 130-601



Beam Pattern 350 Spot - 2LT 958 040-651



Each lamp comes supplied with a versatile 316 Stainless Steel bracket design which allows upright or pendant mount with feet aimed in or out.

HypaLUME LED Floodlights



Introducing the HypaLUME, a quantum technology leap for commercial vessels, the HypaLUME is Hella marine's most powerful LED floodlight.

The HypaLUME range has been designed for applications where high output lighting in extreme environments are required. These lamps can produce a net output of up to 28,000 lumen whilst consuming less than 300W.

Comprehensive sealing and anti-corrosion measures have been taken to ensure the lamps withstand the toughest conditions. The premium aluminium housing is corrosion resistant with a non-stick and easy to clean surface coating.

Heavy duty Grilamid® lens offers unbeatable toughness against impacts and vibration while providing long term UV stability and resistance to commonly used chemicals for the life of the product.

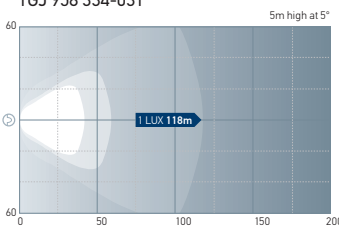


Operating Voltage	100 to 240V AC	22 to 50V DC
Power Consumption	300W max.	260W max.
Actual Light Output	28,000 lumens	25,000 lumens
Protection	IP66 and IP67 (Protection against dust and high pressure water jets and temporary water immersion) Over-temperature protection.	IP6K9K (Fully sealed against dust and high-pressure/steam jet cleaning). Advanced thermal management. Reverse polarity, transient spike and over voltage protection.
Cable Length	Supplied with 2.0m of easy plug-in sheathed cable	Supplied with 1.8m of easy plug-in sheathed cable
Connection	Wieland RST Mini - 16A	4 Pin Deutsch plug
Approvals	CE, RCM, FCC, ISO 13766, CISPR25	

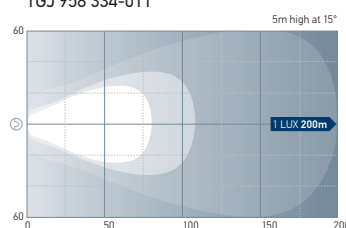
HypaLUME Heavy Duty LED Floodlight		
Lamp Version	110/230V AC	24/48V DC
Close Range	1GJ 958 334-011	1GJ 011 872-501
Long Range	1GJ 958 334-021	1GJ 011 872-511
Extra Wide	1GJ 958 334-031	1GJ 011 872-521

- DC and AC power input options
- 3 lens options
- Corrosion resistant housing
- Heavy duty stainless steel bracket
- Made in New Zealand
- 5 year warranty

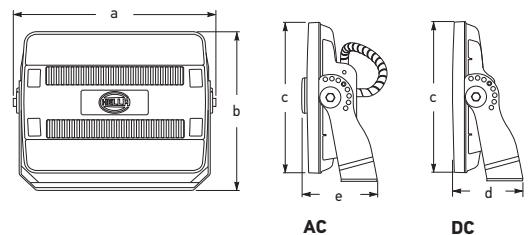
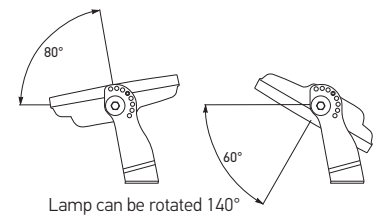
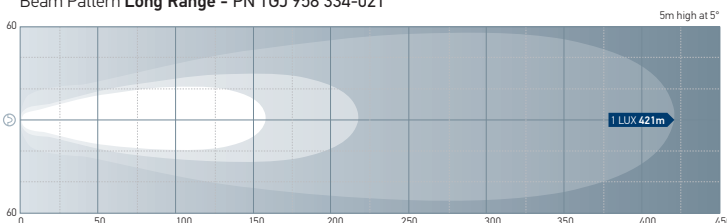
Beam Pattern **Extra Wide**
1GJ 958 334-031



Beam Pattern **Close Range**
1GJ 958 334-011



Beam Pattern **Long Range** - PN 1GJ 958 334-021



DIMENSIONS

110/230V AC	24/48V DC
a = 520mm (20.47")	a = 520mm (20.47")
b = 380mm (15.9")	b = 380mm (15.9")
c = 359mm (14.13")	c = 359mm (14.13")
e = 180mm (07.08")	d = 166mm (06.54")

NAViLED PRO

Latest additions to the NaviLED Range

The ultra-reliable and efficient NaviLED 360 PRO series has been updated with a new lower profile design. Maintaining the same mounting footprint and unmatched reliability of the original design, the new version incorporates the Grilamid® lens technology for increased durability and Wheelmark certification across the complete range.

Certified to 2 Nautical Miles for vessels up to 50m, the white, red and green LED options make this series ideal for commercial vessels involved in fishing, trawling, towing, diving, pilotage duties or NUC. Black and white housings also allow the lamps to integrate with the style and colour of the vessel.

Featuring a completely sealed design, UV and impact resistant materials and pre-wired installation the NaviLED 360 PRO range is supported with a 5 year warranty for complete peace of mind.



NAViLED 360 PRO

2 Nautical Mile All Round Lamps with surface mount base

Light Colour	Visibility	Black Base	White Base
White	2 NM	2LT 980 910-121	2LT 980 910-131
Red	2 NM	2LT 980 910-521	2LT 980 910-531
Green	2 NM	2LT 980 910-321	2LT 980 910-331
Power Consumption		<1.5W	
Operating Voltage		Multivolt™ 12/24V DC	
Dimensions (W,H)		90 x 83 mm (3.54" x 3.27")	
Approvals		Wheelmark, IMO Colreg, USCG, RCD, ABYC A-16	



- Mount NaviLED PRO lamps on horizontal surfaces
- Fits Port, Starboard, Stern, Masthead, Bi-colour
- Increases physical dimensions for larger vessels
- Innovative design hides fastenings
- Space for cable gland beneath adaptor

The new Horizontal Deck Mount Adaptor accessory enables the NaviLED PRO Series lamps to be mounted on horizontal surfaces, expanding the mounting options and catering to customers with larger vessels.

In addition to the increased mounting configurations, large vessels often prefer a larger fitting to match proportionately with the size of the boat. This new adaptor increases the physical appearance of the lamp by 50 percent.



Lamp not included

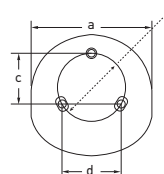
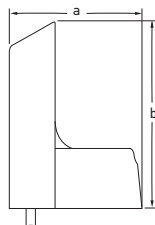
NAViLED PRO

NaviLED PRO Deck Mount Adaptor

Housing	Part Number
Black	8HG 241 287-802
White	8HG 241 287-812

DIMENSIONS

- a = 90mm / 3.54"
- b = 128mm / 5"
- c = 38mm / 1.5"
- d = 44mm / 1.73"
- e = 50.8mm / 2"



LED Navigation Lamps



- Internationally approved
- Ultra low power consumption
- UV, corrosion and impact resistant
- Completely sealed IP67
- Multivolt™ 12/24V DC
- Reverse polarity and spike protected
- Pre-wired with marine cable
- Secure and time saving installation



Hella marine NavILED lamps use less than 10 percent of the power required to run a 25W incandescent bulb lamp certified to the same visible distance.

Advanced optics deliver optimal horizontal and vertical light according to international standards. They provide enhanced visibility compared to bulb lamps. Cut-off angles are ultra precise, clearly indicating a vessel's movement and heading.

Each lamp is a completely sealed unit. Proven design, precision engineering, and the use of high impact acrylic materials ensure superior resistance to water, impact, UV and wear and tear.

Multivolt™ LED lamps can be connected to 12V or 24V DC systems providing full light performance even during low battery voltages and voltage drop over long cable runs and connectors.

The NavILED TRIO offers unmatched reliability and visibility while at sea. This lamp is perfect for sail boats up to 20m.



NAVILED COMPACT



Lamp	Lens Colour	Cable Length	Black Housing	White Housing
Port	Clear	120mm	2LT 980 520-101	2LT 980 520-111
Starboard	Clear	120mm	2LT 980 520-301	2LT 980 520-311
Port	Coloured	120mm	2LT 980 520-001	2LT 980 520-011
Starboard	Coloured	120mm	2LT 980 520-201	2LT 980 520-211
Port	Clear	2.5m	2LT 980 520-131	2LT 980 520-161
Starboard	Clear	2.5m	2LT 980 520-331	2LT 980 520-361
Port	Coloured	2.5m	2LT 980 520-031	2LT 980 520-041
Starboard	Coloured	2.5m	2LT 980 520-231	2LT 980 520-241
Port + Starboard Pair	Clear	120mm	2LT 980 520-901	2LT 980 520-911
Port + Starboard Pair	Coloured	120mm	2LT 980 520-801	2LT 980 520-811
Stern	Clear	120mm	2LT 980 520-501	2LT 980 520-511
Stern	Coloured	2.5m	2LT 980 520-531	2LT 980 520-541
Towing	Coloured	120mm	2LT 980 520-601	2LT 980 520-611



NAVILED DECK MOUNT

2 Nautical Mile Powerboat & Yacht Lamp

Lamp	Lens Colour	Black Housing	White Housing
Port and Starboard	Coloured	2LT 980 620-801	2LT 980 620-811
Port and Starboard	Clear	2LT 980 620-901	2LT 980 620-911



NAVILED TRIO

Tri-Colour Trio 2 Nautical Mile Lamp

Housing	Part Number
Black	2LT 980 650-001

The NavILED TRIO offers unmatched reliability and visibility while at sea. This lamp is perfect for sail boats up to 20m.

Power Consumption	1.5W Anchor 3.5W Port, Starboard and Stern combined
Dimensions (W,H)	85 x 95 mm

9NM 958 988-402
NavILED Trio Adaptor Nut SS
for Windex Wind Direction Unit



This accessory adaptor allows you to attach a Windex Wind Direction Unit to the top of your NavILED Trio navigation lamp.




316 Stainless steel mounting shaft and base

Ideal for sail boats up to 20m in length

Innovative mounting system for easy and secure installation

Completely sealed light engine



LED Navigation Lamps

NAViLED PRO



Powerboat & Yacht Navigation Lamps

Lamp	Visibility	Black Housing	White Housing
Port	2NM	2LT 959 900-001	2LT 959 900-011
Starboard	2NM	2LT 959 908-001	2LT 959 908-011
Stern	2NM	2LT 959 909-001	2LT 959 909-011
Bi-Colour	2NM	2LT 959 941-001	2LT 959 941-011
Masthead	3NM	2LT 959 940-201	2LT 959 940-211
Masthead	5NM	2LT 959 940-401	2LT 959 940-411

NavILED PRO Deck Mount Adaptor*

Black Housing	White Housing
8HG 241 287-802	8HG 241 287-812

*Sold individually, boxed in pairs



The NavILED PRO Deck Mount Adaptor allows the NavILED PRO lamps to be mounted on a horizontal surface.



NAViLED 360



2 Nautical Mile Anchor Lamps - Compact Base

Light Colour	Base Dimension	Black Base	White Base
White	60mm (2.36")	2LT 980 960-001	2LT 980 960-011

2 Nautical Mile 360 PRO Anchor lamps - Wide base

Light Colour	Base Dimension	Black Base	White Base
White	90mm (3.54")	2LT 980 910-121	2LT 980 910-131
Red	90mm (3.54")	2LT 980 910-521	2LT 980 910-531
Green	90mm (3.54")	2LT 980 910-321	2LT 980 910-331

Fixed Pole 2 Nautical Mile Anchor Lamps

Overall Length	Black Base	White Base
167mm (6")	2LT 980 960-201	2LT 980 960-211

Fold Down 2 Nautical Mile Anchor Lamps

Overall Length	Black Base	White Base
204mm (8")	2LT 980 960-281	2LT 980 960-291
315mm (12")	2LT 980 960-301	2LT 980 960-311
510mm (20")	2LT 980 960-321	2LT 980 960-331
605mm (24")	2LT 980 960-341	2LT 980 960-351
865mm (34")	2LT 980 960-361	2LT 980 960-371
1016mm (40")	2LT 980 960-461	2LT 980 960-471

Plug-in Pole 2 Nautical Mile Anchor Lamps

Overall Length	Black Base	White Base
610mm (24")	2LT 980 960-401	2LT 980 960-411
1080mm (42")	2LT 980 960-421	2LT 980 960-431
1380mm (54")	2LT 980 960-441	2LT 980 960-451



Lamp Type	NavILED 360 Anchor Lamps - 2NM All Round White
Housing Material	Corrosion, UV and impact resistant ASA plastic
Lens Material	Heavy duty Grilamid®
Minimum Visible Distance	2 Nautical Mile
Cable	Pre-wired with marine cable
Operating Voltage	Multivolt™ 12 / 24V DC
Power Consumption	1W
Protection	IP67 (Completely sealed)
Approvals	IMO Col Reg 72, USCG, Wheelmark, ABYC A-16, RCD

LED Floodlights



Sea Hawk LED Work Lamps



- UV, corrosion and impact resistant
- Completely sealed IP67
- Pre-wired with marine cable
- Multivolt™ 12/24V DC
- Made in New Zealand
- 5 year warranty

Sea Hawk-R

Bracket Mount

Light Colour / Lens	Black Housing	White Housing
White / Spread	2LT 980 573-011	2LT 980 573-021

Power Consumption	7W
Lumens	550
Dimensions (H,W,D)	53 x 136 x 49mm (including bracket)



Recessed Mount

Light Colour / Lens	Black Housing	White Housing
White / Spread	2LT 980 577-001	2LT 980 577-011
White / Spot	2LT 980 577-201	2LT 980 577-211

Power Consumption	7W
Lumens	550
Dimensions (H,W,D)	50 x 176 x 43mm

Sea Hawk-XL Dual Colour



Spread Lens Options

Light Colour	Black Housing	White Housing
White / Red	2LT 980 950-041	2LT 980 950-051
White / Blue	2LT 980 950-061	2LT 980 950-071
White / Warm White	2LT 980 950-081	2LT 980 950-091

Power Consumption	12W (White), 6W (Warm White), 6W (Blue), 3W (Red)
Lumens (White Light)	750
Dimensions (H,W,D)	68 x 170 x 58mm (including bracket)

For more information refer to page 6.



Sea Hawk-XLR



Lens Type	Black Housing	White Housing
Spread	2LT 980 740-001	2LT 980 740-011
Spot	2LT 980 740-201	2LT 980 740-211

Power Consumption	18W (High), 2W (Low)
Lumens	1500
Voltage	Multivolt™ 12/24V DC
Dimensions (H,W,D)	68 x 170 x 58mm (including bracket)



Recessed Sea Hawk-R on Dickey Semifly 32

Unique corrosion proof housing

The Sea Hawk range provides unmatched corrosion resistance due to an innovative thermally conductive polymer housing. This advanced material draws heat from internal electronics for reliable long-term operation and eliminates the need for an aluminium housing, removing corrosion risks in the harsh marine environment.

Fully sealed against dust and water

Fully sealed against dust and water ingress, suitable for the harshest environments.

Engineered light patterns

Advanced optical systems deliver incredible illumination without glare. Spread lamps illuminate a wide, close-range spread over a cockpit, foredeck or working area. Spot lamps provide a narrower, more concentrated illumination for tuna towers, yacht masts or for forward facing lighting on a variety of applications.

Heavy duty Grilamid® lens

Grilamid® offers an unbeatable combination of properties including toughness against impact, long term UV stability and resistance to commonly used chemicals and washes.

Flexible mounting options

The lightweight means less stress on mounting locations, and a versatile bracket means aiming the light is a simple affair.



Sea Hawk-350

Sea Hawk-350 LED Light Bars		
Lens Type	Black Housing	White Housing
Spread	2LT 958 040-701	2LT 958 040-711
Spot	2LT 958 040-651	2LT 958 040-661

Power Consumption	25W (High), 5W (Low)
Lumens	2200
Voltage	Multivolt™ 12/24V DC
Body Material	'Non Metal' Ceramic Polymer
Lens Material	Heavy Duty Grilamid®
Dimensions (W,H,D)	408 x 57 x 67mm (including bracket)



Sea Hawk-470

Sea Hawk-470 LED Light Bars		
Lens Type	Black Housing	White Housing
Spread	2LT 958 130-601	2LT 958 130-611
Spot	2LT 958 130-631	2LT 958 130-641
Combi	2LT 958 130-441	2LT 958 130-451
Diffused	2LT 958 130-501	2LT 958 130-511

Power Consumption	36W (High), 4W (Low)
Lumens	3600 (Diffused) 2800 (Spot, Spread)
Voltage	Multivolt™ 12-24V DC
Body Material	'Non Metal' Ceramic Polymer
Lens Material	Heavy Duty Grilamid®
Dimensions (W,H,D)	528 x 57 x 67mm (including bracket)



Sea Hawk-470 Combi LED Work Lamp

The Combi is a unique light bar offering three light options: close range, long range or combined all in a single light bar. The spread section can light up a deck and provide light to work under, while the finely tuned spot section is great for long range sighting of objects far out to sea.

For more information refer to page 7.



8HG 958 128-811 Accessory
An optional double bracket for the Sea Hawk-470 and 350s enables you to stack multiple lamps to increase the light output or spread of light.



8HG 958 139-881
Light bar connector accessory. The connector allows you to connect multiple light bars in any number of configurations.



8HG 014 075-011 (350)
8HG 014 075-031 (470)
The sleek and clean number plate bracket has been designed for easy and quick installation. Depending on your vehicle the light bar can be mounted upright or pendant.

Module 70 Gen 3

Lens Type	Black Housing	White Housing	Power Consumption	13W
Close Range	1G0 996 276-452	1G0 996 276-471	Lumens	800
			Dimensions (H,W,D)	110 x 83 x 74mm (including bracket)
			Operating Voltage	12/24V



Module 70 Gen 4

Lens Type	Black Housing	White Housing	Power Consumption	25W
Close Range	1G0 996 476-541	1G0 996 476-521	Lumens	2100
Long Range	1G0 996 476-551	1G0 996 476-531	Dimensions (H,W,D)	110 x 83 x 74mm (including bracket)
			Operating Voltage	12/24V



Hand Held Spot Lamp

Lens Type	Black Housing	Power Consumption	30W
Long Range	1H0 996 476-502	Lumens	2500
Close Range	1H0 996 476-511	Dimensions (H,W,D)	145 x 83 x 160mm (including bracket)
		Operating Voltage	12/24V



RokLUME 280

Lens Type	Black Housing	Power Consumption	56W
Close Range	1GA 995 606-501	Lumens	4400
Long Range	1GA 995 606-511	Dimensions (H,W,D)	143 x 133 x 85mm (including bracket)
		Operating Voltage	12/24V



Power Beam

Lens Type	Black Housing	Power Consumption	65W
Close Range	1GA 996 197-661	Lumens	6000
Long Range	1GA 996 197-671	Dimensions (H,W,D)	148 x 179 x 102mm (including bracket)
		Operating Voltage	24V

24V



HypaLUME

Lens Type	110/230V AC LED Floodlight	24/48V DC LED Floodlight
Close Range	1GJ 958 334-011	1GJ 011 872-501
Long Range	1GJ 958 334-021	1GJ 011 872-511
Extra Wide	1GJ 958 334-031	1GJ 011 872-521

HypaLUME type	110/230V AC LED Floodlight	24/48V DC LED Floodlight
Operating Voltage	100 to 240V AC	22 to 50V DC
Power Consumption	300W max.	260W max. (10A @ 24V DC)
Actual Light Output	28,000 lumens	25,000 lumens
Cable Length	Supplied with 2.0m of easy plug-in sheathed cable	Supplied with 1.8m of easy plug-in sheathed cable
Dimensions (W,H,D)	520 x 380 x 180mm	520 x 380 x 166mm

AC 110/230V



DC 24/48V

For more information refer to page 8.

Submersible LED Trailer Lamps


The full combination of functions are offered including LED stop, rear position and rear indicator lamps, number plate illumination plus an integrated 18cm² red reflector.

Each lamp is completely sealed against dust and moisture ingress. These lamps feature an impact and UV resistant Grilamid® lens that appears clear until illuminated.

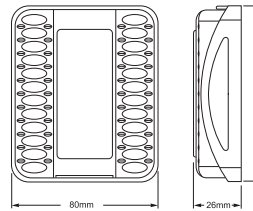


Trailer Kit

Lamp Type	Square Compact LED Combination Lamp Kit
Lens Material	Heavy duty Grilamid® lens
Mounting	Horizontal or vertical
Operating Voltage	Multivolt™ 12/24V DC
Power Consumption	Rear position 1W, Indicator 2W, Stop 2W
Voltage Protection	Spike, Over Voltage and Reverse Polarity
Cable	500mm Pre-wired with multi-core cable
Approvals	ADR compliant, ECE certified

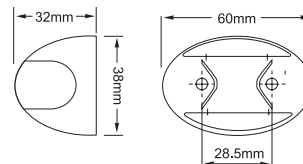


Trailer Kit Contents	Part Number
1 x Rear Position / Stop / Indicator	2VB 980 720-811
1 x Rear Position / Stop / Indicator / Number Plate	



Marker and Clearance

Lamp Type	White Front Position End Outline Lamp
Operating Voltage	Multivolt™ 12/24V DC
Cable	Pre-wired with 500mm of cable
Approvals	E4 02 7575, ADR compliant, ECE certified



Description	Cable Length	Part Number
Pack of 2	0.5m	2PF 959 570-202
Pack of 2	5m	2PF 959 570-212

Interior & Exterior Lighting




EuroLED



- Ultra low power consumption
- High colour rendering (CRI 85)
- Completely sealed IP67
- UV, corrosion and impact resistant
- 316 stainless steel rims
- Made in New Zealand
- 5 year warranty

Each EuroLED® lamp is completely sealed, highly impact and shock resistant for an ultra long service life. EuroLED® lamps can be installed almost anywhere on board, interior or exterior, wet or dry. The low heat signature will not cause damage to surrounding materials.

Multivolt™ electronics provide consistent illumination and protection across a range of voltages, even under severe voltage fluctuations, low battery voltages and long cable runs. Each EuroLED® lamp can be dimmed and controlled via the Hella marine Dimmer (5XA 998 572-001).



Glare diffusion without light loss is key with any LED lamp to maintain efficiency and safety. Significant eye strain can result from periods of looking directly into a powerful LED point source. Hella marine lens technology provides a safe and uniform light pattern, without glare or discomfort.

EuroLED® 75s in Dickey Semify 36 Saloon



EuroLED® 75

Light Colour / Voltage	White Plastic Rim Screw Mount	Stainless Steel Rim Screw Mount	White Plastic Rim Spring Clip	Stainless Steel Rim Spring Clip
White (12V DC)	2JA 958 110-011	2JA 958 110-021	2JA 958 110-511	2JA 958 110-521
White (24V DC)	2JA 958 110-111	2JA 958 110-121	2JA 958 110-611	2JA 958 110-621
Warm White (12V DC)	2JA 958 109-011	2JA 958 109-021	2JA 958 109-511	2JA 958 109-521
Warm White (24V DC)	2JA 958 109-111	2JA 958 109-121	2JA 958 109-611	2JA 958 109-621

Power Consumption	3W
Lux @ 1m	100 (white)
Beam Angle	80°
Dimensions (W,D)	75 x 24mm (Plastic Rim)



EuroLED® 75 Square

Light Colour	Voltage	Chrome Plated Trim	White Plastic Trim
White	12V DC	2JA 015 014-021	2JA 015 014-011
Warm White	12V DC	2JA 015 014-221	2JA 015 014-211
White	24V DC	2JA 015 014-121	2JA 015 014-111
Warm White	24V DC	2JA 015 014-321	2JA 015 014-311

Note: Bulk pack options are also available



For more information refer to page 4.

EuroLED® 75 Dual Colour

Light Colour / Voltage	Mount Type	Stainless Steel Rim	White Plastic Rim
Red/White (12V DC)	Screw	2JA 015 247-021	2JA 015 247-011
Red/Warm White (12V DC)	Screw	2JA 015 247-121	2JA 015 247-111
Red/White (12V DC)	Spring clip	2JA 015 247-521	2JA 015 247-511
Red/Warm White (12V DC)	Spring clip	2JA 015 247-621	2JA 015 247-611

Note: Bulk pack options are also available



For more information refer to page 4.

EuroLED® 75 Accessories

Accessories	Shape	Part Number
Chrome Plated Spare Trim	Square	9AB 980 585-011
White Plastic Spare Trim	Square	9AB 980 585-311
Black Plastic Spare Trim	Square	9AB 980 585-201
White Plastic Spare Trim	Round	9AB 959 505-912
Polished 316 S/S Spare Trim	Round	9AB 959 505-402
Chrome Plated Spacer	Square	8HG 959 993-512
White Plastic Spacer	Square	8HG 959 993-542
Black Plastic Spacer	Square	8HG 959 993-602
White Plastic Spacer	Round	8HG 959 993-112
Black Plastic Spacer	Round	8HG 959 993-102

Note: Spacers only suitable for screw mount lamps




Interior & Exterior Lighting

EuroLED

- Dual colour options
- Completely sealed IP67
- Ultra low power consumption
- UV, corrosion and impact resistant
- Made in New Zealand
- 5 year warranty

EuroLED® 95 down lights combine the latest in style, functionality and performance. The smooth diffused lens creates a comfortable and uniform appearance, while high output LEDs produce a broad and even illumination.



EuroLED® 130 and 150 lamps incorporate the latest completely sealed touch sensitive technology.

Lighting control is beautifully simple. Touch the colour pad for red or blue light, the white pad for white light. On the dual colour versions, hold your finger on the pad for more than two seconds and the lamp will cycle through four dimming levels. Release your finger on the light level required.



EuroLED® 95 GEN 2

12/24V MULTIVOLT™

Light Colour	Square Rim - Spring Clip	Round Rim - Spring Clip
White	2JA 958 340-511	2JA 958 340-011
White/Red	2JA 958 340-601	2JA 958 340-101
White/Blue	2JA 958 340-611	2JA 958 340-111
Warm White	2JA 958 340-521	2JA 958 340-021
Warm White/Red	2JA 958 340-621	2JA 958 340-121
Warm White/Blue	2JA 958 340-631	2JA 958 340-131

Power Consumption	6W (White)
Voltage	Multivolt™ 12/24V DC
Lux @ 1m (White)	200
Beam Angle	90°
Dimensions (W,D)	78 x 29mm (Square) 95 x 30mm (Round)



For more information refer to page 5.

EuroLED® 130 Touch

TOUCH CONTROL

Light Colour	White Shroud	Black Shroud
White / Red	2JA 959 950-121	2JA 959 950-111
White / Blue	2JA 959 951-121	2JA 959 951-111
White (Touch)	2JA 959 950-521	2JA 959 950-511
White (Non-Touch)	2JA 959 820-521	2JA 959 820-511

Power Consumption	4W
Lux @ 1m (White)	610
Beam Angle	30°
Dimensions (W,D)	130 x 30mm



EuroLED® 150 Touch

TOUCH CONTROL

Touch Lamp

Light Colour	White Shroud	Stainless Steel Shroud
White / Red	2JA 980 630-001	2JA 980 630-011
Warm White / Red	2JA 980 630-101	2JA 980 630-111
White / Blue	2JA 980 630-201	2JA 980 630-211
White	2JA 980 630-501	2JA 980 630-511
Warm White	2JA 980 630-601	2JA 980 630-611

Non-Touch Lamp

Light Colour	White Shroud	Stainless Steel Shroud
White	2JA 980 631-501	2JA 980 631-511
Warm White	2JA 980 631-601	2JA 980 631-611

Power Consumption	4W
Lux @ 1m (White)	370
Beam Angle	40°
Dimensions (W,D)	150 x 20mm



Utility Lighting



DuraLed

Powerful white light for heavy duty applications and a safe, energy efficient and reliable alternative to incandescent and fluorescent lighting.

- Completely sealed IP67
- UV, corrosion and impact resistant
- Ultra low power consumption
- Multivolt™ 12/24V DC
- Pre-wired with marine cable
- 5 year warranty

DuraLED® lamps feature precision machined optics to purposely disperse light in a very wide spread pattern without glare or harsh point sources.

The result is LED technology ideal for engine room illumination, under decks, heavy duty applications where reliability must not be compromised, and to throw light into confined spaces and cavities on a wide range of vessels.


Product reliability is second to none, proven worldwide in thousands of highly demanding applications. Each lamp is a completely sealed design, highly impact resistant and shock resistant, ensuring an ultra long service life.

DuraLED® lamps are surface mounted and feature a unique installation system where the fastening load is taken up by a heavy duty nylon bush to eliminate possible stress on the lamp housing.

Hella marine Multivolt™ circuitry provides constant illumination and circuit protection from 12-24V DC, even under severe voltage fluctuations.

DuraLED® 50LP lamps are high-tech, low profile lamps which are available in two light patterns, Spread and Wide Spread, to suit a variety of applications.

DuraLED® 50LP lamps also carry ISO Ignition Protection approval for safe and certified installation when lamps are located near flammable gas sources.



DuraLED® 12

Light Colour	Switch	Non Switch
White	2JA 980 704-001	2JA 959 700-101
Warm White	2JA 980 704-501	2JA 959 700-701

Power Consumption	2.5W (White)
Lux @ 1m	60 (White)
Beam Angle	120°
Dimensions (H,W,D)	65 x 140 x 32mm



DuraLED® 20

Light Colour	Spread lens
White	2JA 980 608-001

Power Consumption	4W (White)
Lux @ 1m	350 (White)
Beam Angle	60°
Dimensions (H,W,D)	100 x 177 x 30mm



DuraLED® 36

Light Colour	Spread lens
White	2JA 959 037-521

Power Consumption	7W (White)
Lux @ 1m	450 (White)
Beam Angle	62°
Dimensions (H,W,D)	100 x 177 x 30mm



DuraLED® 50 Low Profile (LP)

Light Colour	Spread lens	Wide Spread lens
White	2JA 980 629-001	2JA 980 629-501
Blue	2JA 980 629-111	

Power Consumption	12W	
Lux @ 1m	Spread: 1650	Wide: 375
Beam Angle	Spread: 36°	Wide: 100°
Dimensions (H,W,D)	96 x 222 x 25mm	



DuraLED® 50 Red/White

Light Colour	Spread lens
White/Red (10W)	2JA 980 604-061

Power Consumption	10W (White), 3W (Red)
Dimensions (H,W,D)	96 x 220 x 31mm





Hella marine Ponui Gen 2 wall lamps.

The Ponui Gen 2 provides comfortable colour temperatures in white and warm white with excellent colour rendering performance, consistent illumination and coordinated ambience throughout a vessel.

Hella marine Slim Line LED courtesy lamps.

Lens technology provides an even spread of soft light without glare or eye strain.

Each lamp is a completely sealed design, highly impact resistant and shock resistant, ensuring an ultra long service life. Perfectly suited for the demanding marine environment, these lamps can be installed on a vessel's interior or exterior, in wet or dry conditions.

Hella marine LED courtesy lamps run very cool due to their low current draw of less than 0.5W. This provides safer installation into lightweight materials where the heat of incandescent lamps may cause damage to the surrounding structure.

Ponui Wall Lamp

Light Colour	12V	24V
White	2JA 958 358-001	2JA 958 358-201
Warm White	2JA 958 358-011	2JA 958 358-211

Power Consumption	3W
Lux @ 1m	100
Beam Angle	80°
Material	Chrome Plated Brass



Slim Line Courtesy Lamps

Light Colour	Round Stainless Steel Trim	Round Stainless Steel Trim	Round White Trim	Round White Trim
	12V	24V	12V	24V
White	2XT 980 500-521	2XT 980 501-521	2XT 980 500-541	2XT 980 501-541
Warm White	2XT 980 500-721	2XT 980 501-721	2XT 980 500-741	2XT 980 501-741
Blue	2XT 980 502-221	2XT 980 503-221	2XT 980 502-241	2XT 980 503-241
Red	2XT 980 507-221	2XT 980 508-221	2XT 980 507-241	2XT 980 508-241



Light Colour	Square Chrome Plated Trim	Square Chrome Plated Trim	Square White Trim	Square White Trim
	12V	24V	12V	24V
White	2XT 980 580-571	2XT 980 581-571	2XT 980 580-551	2XT 980 581-551
Warm White	2XT 980 580-771	2XT 980 581-771	2XT 980 580-751	2XT 980 581-751
Blue	2XT 980 582-271	2XT 980 583-271	2XT 980 582-251	2XT 980 583-251
Red	2XT 980 587-271	2XT 980 588-271	2XT 980 587-251	2XT 980 588-251

Power consumption	0.5W
Protection	IP67
Dimensions Round	72 x 21mm (S/S Cap)
Dimensions Square	60 x 21mm



Flexible LED Chart lamps.

Energy efficient lighting for a variety of interior applications including chart table and navigation area lighting, berth lighting and adjustable reading lights.

Available in single red or white LED light or dual colour red and white LED versions with integrated dimming via a rotary switch built into the head.

Flexi-spot Chart Lamp

Light Colour	150mm Shaft	400mm Shaft
White / Red	2JA 343 720-522	2JA 343 720-622
White	2JA 346 720-022	2JA 346 720-122

Power consumption	2W
Protection	IP52
Dimensions (H,W,D)	104 x 46 x 36mm (lamp head)



12/24V MULTIVOLT™



LED Strip Lamps

These surface mount LED strip lamps feature completely sealed housing with class leading efficiency. A low 11mm or 14mm profile makes these suitable for a wide range of illumination tasks. An optional bracket is also available to mount these lamps at a 45° angle, increasing your mounting options.



Lamp Type	Surface strip lamps with switch
Lens Material	Corrosion, UV and impact resistant acrylic
Colour Temperature (Variant)	5000K (White) 2700K (Warm White)
Dimming	Hella marine Dimmer 5XA 998 572-001
Cable	Pre-wired with 500mm of marine cable
Operating Voltage	12V DC or 24V DC
Power Consumption (White)	3W
Lux @ 1m (White)	256
Beam Angle	40°
Protection	IP67 (Completely sealed)
Dimensions	283mm x 25mm x 14mm (incl. switch)

Surface Mount with Switch


Light Colour	12V	24V
White	2JA 958 123-001	2JA 958 123-401
White / Red	2JA 958 121-001	2JA 958 121-401
White / Blue	2JA 958 121-011	2JA 958 121-411
Warm White	2JA 958 123-101	2JA 958 123-501
Warm White / Red	2JA 958 121-101	2JA 958 121-501
Warm White / Blue	2JA 958 121-111	2JA 958 121-511



The Strip Lamp Caps accessory allows you to change the appearance of your strip lamp from white to charcoal.

Strip Lamp Caps 2-Position Switch Accessory - Charcoal


Function	Part Number
On/Off	9HD 958 108-831
On/Off/On	9HD 958 108-811



Surface mount strip lamp without switch.

Surface Mount - No Switch

Light Colour	12V	24V
White	2JA 958 124-001	2JA 958 124-401
Warm White	2JA 958 124-101	2JA 958 124-501



This courtesy strip lamp is a perfect option for ambient lighting.

1.5W Courtesy Intensity

Light Colour	12V	24V
White	2JA 980 881-012	2JA 980 881-112
Warm White	2JA 980 881-212	2JA 980 881-312
Blue	2JA 980 881-402	2JA 980 881-502
Red	2JA 980 881-602	2JA 980 881-702

Lamp Type	Courtesy Surface Strip
Power Consumption	1.5W (White)
Beam Angle	42°
Dimensions (H,W,D)	25 x 283 x 11mm



45° Mounting Bracket Accessory For mounting strip lamps at 45°.

45° Mounting Bracket	Part Number
White	8HG 958 000-011
Charcoal	8HG 958 000-021



Step Lighting

Stylish LED step lamps provide safe, reliable and energy efficient lighting to illuminate steps, potential hazards and general areas like walkways.

The completely sealed housings mean they are suitable for interior or exterior applications.

Available in White, Warm White, Red or Blue to create your own unique style on board.

- Completely sealed IP67
- UV, corrosion and impact resistant
- Ultra low power consumption
- Pre-wired with marine cable
- Made in New Zealand
- 5 year warranty



Light Colour	Chrome Plated Cap	White Plastic Cap	Stainless Steel Cap
White	2JA 958 126-001	2JA 958 126-011	2JA 958 126-031
Warm White	2JA 958 126-401	2JA 958 126-411	2JA 958 126-431
Blue	2JA 958 126-101	2JA 958 126-111	2JA 958 126-131
Red	2JA 958 126-201	2JA 958 126-211	2JA 958 126-231

Power Consumption	0.5W
Protection	IP67
Dimensions (H,W,D)	32 x 45 x 23mm



Ideal for illuminating on board areas such as steps, stairs, toe kicks, storage areas, companion ways, deck fittings, signs and switches. Completely sealed and ultra durable, Hella marine LED lamps may be installed on a vessel's interior or exterior, wet or dry. Lamps are also shock and vibration resistant and represent reliable 'fit and forget' technology. Multivolt™ electronics ensure constant light output in 12V or 24V DC systems.

Step lamps feature engineered optics to direct light downwards at 30 degrees safely illuminating deck and step tread surfaces without shining into the eyes.




Surface Mount Oblong Courtesy



Light Colour	Stainless Steel Cap
White	2XT 980 869-301
Warm White	2XT 980 869-401
Blue	2XT 980 869-601
Red	2XT 980 869-501

Power Consumption	0.5W
Protection	IP67
Dimensions (H,W,D)	29 x 84 x 9mm

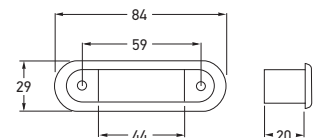


Oblong Step Lamp



Light Colour	Stainless Steel Cap
White	2XT 959 680-811
Warm White	2XT 959 680-411
Blue	2XT 959 680-611
Red	2XT 959 680-711

Power Consumption	0.5W
Protection	IP67
Dimensions (H,W,D)	29 x 84 x 20mm



Accessories

Livewell Lamps, Turbo Fans, Plugs and Sockets



LED Livewell Lamps

Lamp Colour	Part Number
Amber	2JA 998 543-001
Blue	2JA 998 543-031
Red	2JA 998 543-021
White	2JA 998 543-051

Housing Description	Heavy duty polycarbonate
Installation	Pre-wired with 120mm of cable
Operating Voltage	12V DC, 0.5W
Degree of Protection	IP 67 - Completely sealed
Mounting	Single hole. Rubber gaskets included



- Completely sealed, power saving LED Livewell / Baitwell lamps are designed for installation into live bait tanks with wall thicknesses up to 26mm.
- Supplied with a plastic nut and rubber gaskets for a watertight seal, installation is swift and secure.

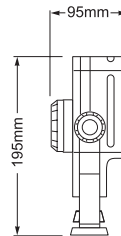
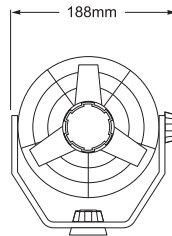
Turbo Fans

HELLA Turbo fans may be turned and pivoted in all directions and locked into position.

Voltage	Housing Colour	Part Number
12V DC	Black	8EV 003 361-002
12V DC	White	8EV 003 361-022
24V DC	Black	8EV 003 361-012

Material Description	Impact resistant plastic
Switch	Integrated 2 stage rotary
Output	Speed 1: 70 litre/sec. Speed 2: 95 litre/sec.
Power Consumption	6.5W
Installation	Pre-wired with 140mm of cable

- Quality German motor provides very quiet operation
- 150mm diameter fan blade with guard
- High air moving capacity with low power consumption
- Two speed switch in front of the blade guard
- Side, upright or pendant mounting




Water Resistant Plugs & Sockets


Description	Pin	Material	Part Number
Socket	2	Chrome Brass	8JB 950 987-002
Plug	2	Chrome Brass	8JA 950 988-001
Plug and Socket	2	Plastic	8JA 006 801-802

Plug Socket Type	Metal	Plastic
Material Description	Chrome plated brass housings; Brass contacts	Impact resistant plastic housing; Silver contacts.
Maximum Load	22A at 12V	16A at 12V
Installation	Screw terminals	

Description	Part Number	Pack Qty
2 Pole plug & socket	8KW 959 772-821	
2 Pole plug	8JA 959 772-811	Pack of 10
2 Pole socket	9MK 910 095-001	Pack of 10
2 Pole plug kit	8JA 959 736-811	
3 Pole plug & socket	8KW 959 772-851	
4 Pole plug & socket	8KW 959 772-861	



Switches and Dimmer




LED Illuminated Switches



Exterior durable, stainless steel switches featuring a ring of LED light.

Manufactured from 304 stainless steel, these through panel mount switches are IP67 rated when installed and ideal for switching lighting or installing into custom switch panels. The light rings may be wired to show power to a system or signal circuit activation.



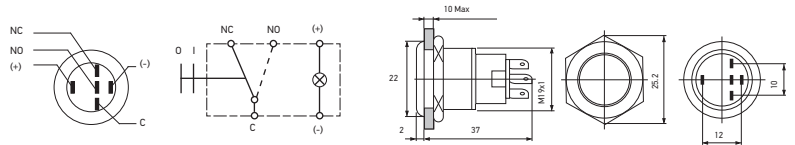
Stainless Steel Switches with LED Ring - Latching

Light Colour	Voltage	Operation	Part Number
Red	12V DC	On / Off	8HG 958 455-001
Blue	12V DC	On / Off	8HG 958 455-011
Red	24V DC	On / Off	8HG 958 455-101
Blue	24V DC	On / Off	8HG 958 455-111

Stainless Steel Switches with LED Ring - Momentary

Light Colour	Voltage	Operation	Part Number
Red	12V DC	Momentary	8HG 958 455-201
Blue	12V DC	Momentary	8HG 958 455-211
Red	24V DC	Momentary	8HG 958 455-301
Blue	24V DC	Momentary	8HG 958 455-311

Material Description	304 Stainless Steel
Contact Material	Silver Alloy
Terminal Type	5 Pin (2.8 x 0.5mm) switches
Panel Thickness	1~ 10mm
Insulation Resistance	≥ 1000MΩ
Contact Resistance	≤ 50mΩ
Operating Temp.	-20°C~ +55°C
Max. Switch Rating	5A
Protection	IP67 (Completely sealed)
Buzzer sound intensity	>80dB (1m)



2 Group Light Dimmer

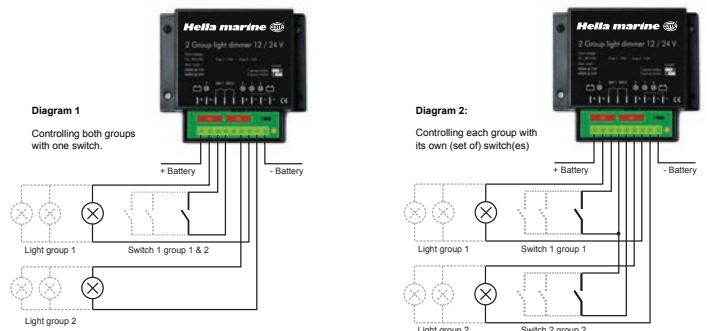
The Hella marine 2 Group Light Dimmer provides precise dimming control for one or two separate light groups, and sophisticated voltage regulation with a 'soft-start' feature to lengthen the life of filament bulbs.

2 Group Light Dimmer

Part Number
5XA 998 572-001



Max. Load	200W at 12V and 400W at 24V
Max. Load Per group	100W at 12V and 200W at 24V
Input Voltage Range	8 - 30V DC
System Voltage	12V or 24V DC
Number of Groups	2
Switches Per Group	Unlimited
Switch Type	Momentary normally open
Weight	140 grams
Protection	Overload, Temperature, Low voltage
Fuse	2 x 10A





Hella marine

Vision and Innovation

Hella marine New Zealand

HELLA New Zealand Limited
81-83 Ben Lomond Crescent
Pakuranga 2140
Auckland
New Zealand

Phone +64 9 577 0000
Email info@hellamarine.com

www.hellamarine.com



SEA HAWK-470

LOW PROFILE - HIGH OUTPUT LIGHT BARS

A sleek and versatile design with outstanding light intensity, class leading efficiency and proven durability. The non-metal corrosion resistant housing provides an ultra long service life.



Designed & Manufactured in New Zealand,
specifically for the marine environment

Visit us online
hellamarine.com

- Latest products
- News
- Catalogues
- Instruction sheets and more

Follow us on



facebook.com/hellamarine
youtube.com/user/hellamarine
instagram.com/hellamarineglobal
linkedin.com/company/hella-marine

